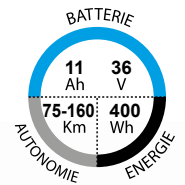
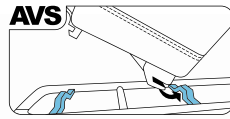
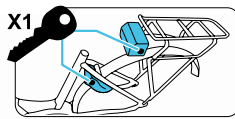


e-SALSA Yamaha D8 28"

YPG918



- + Fonction Automode
- Moteur Yamaha PW-TE 60 Nm à 4 capteurs
- Port USB



- Aluminium 28", Disque
- Suntour SF16 700C, 50 mm
- Yamaha PW-TE 60Nm 4 capteurs
- Batterie Rack 400 Wh
- 75 à 160 km
- Display LCD à gauche
- Mach 1 Aluminium 28" 622 x 19C
- Aluminium 36T
- Spectra Pergo 622-37, 27 tpi, Duramax Regular
- Shimano Acera SL-M360, 8V
- Shimano Altus, RD-M310-DL
-
- Aluminium 38 dents, 170 mm
- Shimano CS-HG31-8, 11-32
- Confort, noire

- Aluminium, 27,2 x 300 mm
- Aluminium 620 x 25,4 x 30°
- 180 x 25 ajustable
- Shimano MT201, hydrauliques, 180 / 160 mm
- SKS noir
- Atran, avec système AVS
- SKS noir
- Atran Dux ajustable, fixation arrière
- Buchel Uni Led 15 lux 6V / Basta Blueline
- Gris - Rouge Rubis
- 47-52 (S-M)
- 25 kg