

# e-SALSA Yamaha D8 26"

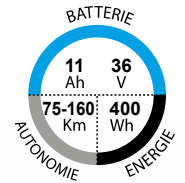
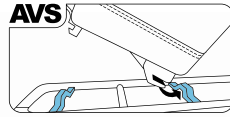
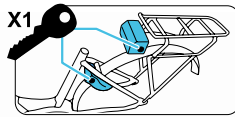
YPG518



**GITANE**

ELECTRIQUE

- + Fonction Automode
- Moteur Yamaha PW-TE 60 Nm à 4 capteurs
- Port USB



- Aluminium 26", Disque
- Suntour SF16 26", 50 mm
- Yamaha PW-TE 60Nm 4 capteurs
- Batterie Rack 400 Wh
- 75 à 160 km
- Display LCD à gauche
- Mach 1 Aluminium 26" 559 x 19C
- Aluminium 36T
- Spectra Pergo 559-47, 27 tpi, Duramax Regular
- Shimano Acera SL-M360, 8V
- Shimano Altus, RD-M310-DL
- 
- Aluminium 44 dents, 170 mm
- Shimano CS-HG31-8, 11-32
- Confort, noire

- Aluminium, 27,2 x 300 mm
- Aluminium 620 x 25,4 x 30°
- 180 x 25 ajustable
- Shimano MT201, hydrauliques, 180 / 160 mm
- SKS noir
- Atrian, avec système AVS
- SKS noir
- Atrian Dux ajustable, fixation arrière
- Buchel Uni Led 15 lux 6V / Basta Blueline
- Gris - Rouge Rubis
- 38-42 (XS-S)
- 25 kg